

# SAUNACORE™

obsessed with quality...quality of life



Saunacore is one of the worlds most extensive manufacturer of sauna and steam bath products. Saunacore manufactures, traditional sauna stoves, steam bath generators, do-it-yourself sauna kits, traditional modular sauna rooms, infrared radiant sauna rooms, infrared components, accessories, and much more.

Saunacore has been in the sauna industry since the early 80's, and with years of producing quality products, we have become one of the largest manufacturers, with the most extensive line of products available in the industry. You may find our products world wide.



Our business has been built on high quality, most competitive prices, and definitely what is most important, customer satisfaction. Saunacore products in our opinion, and based on our customers satisfaction, are of outstanding quality, durability, safety, and excellent reliability.

Our mission is to manufacture the best quality products to enhance your level of life.



## departments

- 04 Introduction to Infrared Saunas  
Why do we use Long Wave infrared?
- 06 Introduction to INFRA-CORE™ Saunas  
Infrared saunas provide a variety of healing benefits and pampering options with the latest heating methods and technologies.
- 08 INFRA-CORE™ “Max” series Far Infrared Saunas  
The Infra-Core “Max” Sauna allows for a higher level in total revitalization of the mind, body and soul.
- 11 INFRA-CORE™ “Premium” Series Far Infrared Saunas  
Experience extraordinary health benefits when you have a Premium Infrared Sauna in your own home or clinic.
- 13 INFRA-CORE™ “Premium” Series - Dual Saunas  
Enjoy a conventional sauna OR enhance your experience by switching to the Infra-Core mode for added health benefits.
- 15 Horizon “Purity” Series Infrared Saunas  
True sense of the word - Pure or Adhesive.
- 17 “Sunset” Series Infrared Saunas  
With its carbon fiber panels and ceramic tubular rods, the Sunset Series offers high quality craftsmanship - outdoor model also available.
- 19 SAUNACORE™ Traditional Modular Saunas  
Saunacore constructs four lines of prefabricated Sauna Rooms for personal enjoyment and relaxation - outdoor model also available.
- 21 “Country Living” Barrel Saunas  
Canadian tight knotted or clear western cedar barrels that are easy to assemble
- 22 Do-it-yourself sauna kits  
Saunacore’s pre-cut material packages are equipped with everything you will need to finish the interior of any sauna room.
- 26 Accessories  
Add the finishing touches to your sauna with the wide range of accessories Saunacore has to offer.
- 27 Custom Saunas  
Customize your own sauna and make your ideas and designs come to life.

## INFRARED SAUNAS

### Why Do We Use Long Wave Infrared?

Experience extraordinary health benefits when you have an Infra-Core Far Infrared Sauna in your own home or clinic.

The long wave infrared occurs just below "infra" to red light as the next lowest energy band. This level of light is not visible to the human eye, but we can feel this type of light as heat. The earth radiates rays in the 7 to 14 micron range with its peak output at 10 microns.

The Infra-Core sauna heating ceramic emitters, which are 96% radiant efficient, have a majority of output from 5.6 to 25 microns. This output is evenly spread around the 9.3 micron pivot point of maximum human output. The energy output from the infrared sauna matches so closely to the human body's radiant energy, that our bodies take in close to 93% of the infrared waves that reach our skin. The Infrared Radiant sauna has been greatly used in treating people who suffer from toxic load. These patients are very high in toxic loads, and the detoxification



pathways in their bodies suffer. When one is able to reduce the toxins and heavy metals, their symptoms most often greatly improve. Many people unknowingly suffer from mercury poisoning, and other heavy metals such as lead and aluminum. The infrared sauna raises the core temperature which accelerates the removal of these toxins and also improves a number of areas in the immune system. Infrared helps purify our cells, especially the cells in our fat where our bodies store waste and harmful toxins, such as cholesterol and heavy metals. There are three main sections of the electromagnetic spectrum divided by wavelengths, measured in microns: 0.076 to 1.5 microns = close/near, 1.5 to 5.6 = center/intermediate, 5.6 to 1000 = long wave/far infrared.

### Far Infrared Heat

Far Infrared is a portion of the light spectrum. Most of the sun's energy is in the infrared range which is divided into three segments: far, middle and near. (Infrared is not to be confused with harmful UV.)

Studies have shown that Far Infrared is a necessary health supporting energy for humans. It is an invisible light which heats objects and living things directly without warming the surrounding air.

### Commercial and Residential Heating Units

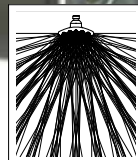
Saunacore heaters are designed using advanced technology to provide you with years of enjoyment. For energy efficient and service-free heaters, you have made a good choice with Saunacore. Carefully handcrafted with stainless steel, our sauna heaters have longer lasting bodies.

### Infra-Core Health Benefits

- ▶ Our bodies absorb Far Infrared which creates a sensation of warmth and stimulates many of our biological systems.
- ▶ We generate Far Infrared internally as our cells burn food to produce energy and heat, and humans actually radiate this form of energy.
- ▶ We constantly send and receive it from each other.
- ▶ Far Infrared heating emitting devices have a 30 year history of safe therapeutic applications including the use in hospitals to warm premature babies.

### Infra-Core Benefits

- ▶ Opti-Cool System
- ▶ Promotes detoxification of heavy metals and toxins.
- ▶ Increases circulation and oxygen supply to damaged tissues.
- ▶ Boosts immune and cardiovascular systems.
- ▶ Relieves pain and stiffness from arthritis
- ▶ Burns calories and controls weight.
- ▶ Burns up to 600 calories in 25-minute sessions.
- ▶ Has exercise effect on cardiovascular system.
- ▶ Beautifies the skin and helps to remove cellulite.
- ▶ Relieves stress and anxieties.
- ▶ Revitalizes the mind and body.
- ▶ Energizes the body.
- ▶ Enjoy tranquility and relaxation.
- ▶ Sharpens senses.
- ▶ Cleans skin through perspiration.
- ▶ 2 to 3 times more effective than traditional saunas.
- ▶ Helps to relieve aching muscles.
- ▶ Helps to increase circulation.
- ▶ FIR heat penetrates 1-1/2 inches.
- ▶ Available in poplar for patients with allergies or chemical sensitivities or chronic disease
- ▶ Operates between 86°F – 149°F. compared to common saunas between 180°F – 220°F.



Ceramic Emitter  
& Radiant pattern



*"A sauna used to be thought of as a luxury. But studies now confirm that diet and environmental chemicals cause 95% of cancers. Furthermore, as the first generation of man exposed to such an unprecedented plethora of daily chemicals, we have learned that stored or undetoxified chemicals can mimic any disease. 'Incurable' chronic diseases that were thought to have no known cause often disappear once toxic chemicals are gone. Since the far infrared sauna is the safest, most efficacious and economical way of depurating stored toxins, this makes it a household necessity."*

— Sherry A. Rogers, MD

Northeast Center for Environmental Medicine  
(Internationally-known expert in environmental medicine)  
Author of: Tired Or Toxic?, Total Wellness, Wellness Against  
All Odds, Depression Cured at Last, Pain Free,  
and No More Heartburn.

## INFRA-CORE™ SAUNAS

Emission Patterns and Optimized Cooling System for “Max” & “Premium” Series



### Opti-Cool System

“Benefit from the entire infrared spectrum with a flick of a switch.”

#### “Wide Spread Projection” Infrared Emission Pattern of a “Max”, “Premium”, “Signature” & “Horizon” Series Pure Ceramic Heating Emitter

The ceramic emitter is 96% radiant efficient. It is designed in a concave style shape and reaches a max temperature of 1292°F (700°C) with an estimated life of 10,000 operational hours.

The emitter is designed with a glazed finish that is easy to clean with its splash proof and non-corrosive features.

Not only does it showcase a lower surface temperature, it also has low electromagnetic field radiation and effective natural level infrared.

The emitter includes a high limit switch and a yellow temp-sensitive glaze that changes colour when energized.

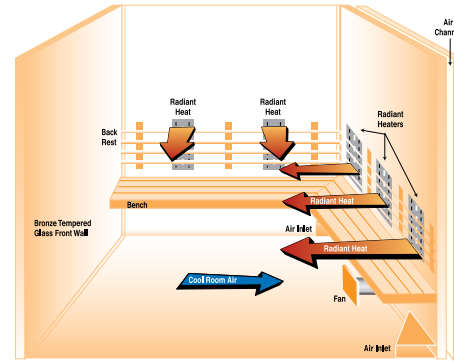
#### Infra-Core Far Infrared Saunas “Optimization Cooling System” for “Max and “Premium” Series

Far Infrared saunas operate at a much lower and comfortable temperature than conventional saunas. With Far Infrared penetrating the body directly and not the room, it is important for low wattage ceramic emitters to remain cool, for a long wavelength penetration throughout your entire sauna experience. With higher wattages, the surface temperature increases dramatically, offering the user a conventional heat rather than Far Infrared.

In the Infra-Core “Premium” and “Max” series saunas, the “Optimization Cooling System” allows long wavelengths to be reached and maintained, offering higher levels of Far Infrared penetration and health benefits. This innovative design has allowed users to benefit from enhanced levels of Far Infrared. The Infra-Core “Optimization Cooling System” allows for a higher level in total revitalization of the mind, body and soul, than any other Far Infrared sauna.

Rapid Even Air System (Convection Method for a Balanced Heated Sauna)\* All Saunacore heating units are manufactured to meet the latest CSA, UL and CE safety requirements. \*Available on ‘Premium’ and ‘Max’ Series

Optimization Cooling System



#### Opti-Cool Exclusively by Infra-Core

The revolutionary new advancement in customizable infrared heat therapy associated with the entire infrared heat spectrum to benefit your personal health needs with just a “flick of a switch.”

**Activate** the Opti-Cool system for the most beneficial far infrared heat for affective weight loss, blood pressure reduction, detoxification, deep penetrable heat, and ultimate relaxation

**De-Activate** the Opti-Cool system for a mid-near infrared heat to benefit from pain relief, improved blood circulation, cell health, and skin rejuvenation.

- **Infra-Core “Wide Spread Projection”** with “Opti-Cool” allows you instant personalized benefits from the entire infrared spectrum by a “flick of a switch”
- The use of multi-level blend of infrared wavelengths to effectively address your own personal health requirements.
- Unmatched emissivity of “concentrated” far infrared wide spread projection emission pattern backed by more than two decades clinical use.
- The feeling of natural soothing sun light without the harmful UV rays.

|   |                    |
|---|--------------------|
| <b>NEAR INFRARED</b> <ul style="list-style-type: none"> <li>• Cell Health/Immunity</li> <li>• Skin Rejuvenation</li> <li>• Pain Relief</li> </ul>                       | <b>DE-ACTIVATE</b> |
| <b>MID INFRARED</b> <ul style="list-style-type: none"> <li>• Pain Relief</li> <li>• Improved Circulation</li> <li>• Weight Loss</li> </ul>                              |                    |
| <b>FAR INFRARED</b> <ul style="list-style-type: none"> <li>• Weight Loss</li> <li>• Detoxification</li> <li>• Blood Pressure Reduction</li> <li>• Relaxation</li> </ul> | <b>ACTIVATE</b>    |



# INFRA-CORE™ MAX SERIES

This Far Infrared Sauna stands alone as an icon in advanced engineering and craftsmanship; as a result, the most advanced detoxifying and therapeutic Far Infrared sauna in the world.

The immense performance potential of the Infra-Core Max Series is also reflected in the interior design, including interior features reserved for this particular model, such as the under the bench angled mounted heating emitter. Simply put, the Infra-Core Max Series is the successful synthesis of stunning performance and a dynamic exclusive design.



S-DTX6

## INFRA-CORE™ MAX SERIES

Sauna Features and Models



### Standard "MAX" Features

- ▶ Ceramic Radiant Heating Emitters
- ▶ Full Glass style door (etched logo optional).
- ▶ Cedar backrest along walls for comfort.
- ▶ Vented light fixture.
- ▶ Opti-Cool System
- ▶ Ergonomic cedar emitter guards.
- ▶ Requires no plumbing.
- ▶ Takes approx. 10 minutes to warm up.
- ▶ Separates into pieces – totally portable.
- ▶ Safety Certified.
- ▶ Canopy.
- ▶ S-DTX6 (4x6) 2600 watts 240V System.
- ▶ S-DTX4 (4x4) 2200 watts 240V System - optional.
- ▶ Low Gauss reading for Electromagnetic Field Radiation.
- ▶ Full spectrum lighting with SLP Technology - optional.
- ▶ 1/4 inch Bronze Tempered Glass front windows.
- ▶ 2x4 Clear Western Red Cedar Bench with bevelled edges.
- ▶ Costs approximately \$4 - \$6 dollars per month for electricity to operate.
- ▶ Easy set-up operation takes approximately 60 minutes.
- ▶ Rapid Even Air system which circulates warm air for a more balanced sauna.
- ▶ Caster wheels on base of sauna make it easier to relocate or move.
- ▶ AM/FM CD MP3 player with professional series coaxial speaker system for clear stereo sound.
- ▶ Sauna is pre-built; walls and ceiling are pre-fitted panels.
- ▶ Benches are assembled from the bottom, while all walls are blind nailed.
- ▶ LIFETIME WARRANTY on radiant heating emitters and five-year factory warranty on all parts.
- ▶ Infra-Core saunas are handcrafted by experienced craftsmen to the absolute highest standards in the industry.
- ▶ Available in 240V, (requires a dedicated 20 amp outlet - consult a licensed electrician.)
- ▶ 11/16 of an inch thick Clear T&G Western Red Cedar on all interior walls, ceiling, floor, and both exterior side walls.
- ▶ #304 (surgical) Stainless Steel Deflectors, housing, and cover shield.
- ▶ Infra-Core saunas Do NOT have corner moldings which are used to cover up imperfections, all our cedar panels are custom cut and aligned to match from one wall to the other, all V-joint match up, each individual piece of cedar (or poplar) is cut and trimmed for an exact fit.
- ▶ Soft-touch low voltage electronic digital keypad; allows for time/temperature settings, operation of the Rapid Even Air System, standby procedure, activates light, informs user of all these functions, and has LED display readout. saunas between 180°F – 220°F.
- ▶ Poplar wood optional.



INFRA-CORE  
"MAX"  
S-DTX4

INFRA-CORE  
"MAX"  
Interior  
S-DTX4  
(Poplar Wood)

INFRA-CORE™ max series

## INFRA-CORE™ MAX SERIES

SLP Technology and Infrared Emission Pattern



### What is Titanium Dioxide TiO<sub>2</sub>

TiO<sub>2</sub> is an oxide of the metal titanium which occurs naturally as a rutile in both Igneous and Metamorphic rocks. TiO<sub>2</sub> can also be found in sedimentary rocks as well as sands of the beach. Titanium Dioxide is also known to be found in heavy mineral deposits.

### SLP Technology (Spectrum Light Purifying)

This revolutionary full spectrum light was created by combining an energy efficient light source with a titanium dioxide coating. It was made to aid in the elimination of airborne bacteria, mold, viruses, fungi, smoke and household odors.



In creating this light the lifetime of the bulb was able to be increased. Many incandescent lights are only able to produce 6,000 hours of lighting, where the SLP Technology light lasts up to 8 times longer. The titanium photocatalytic action is achieved with a properly balanced light source.

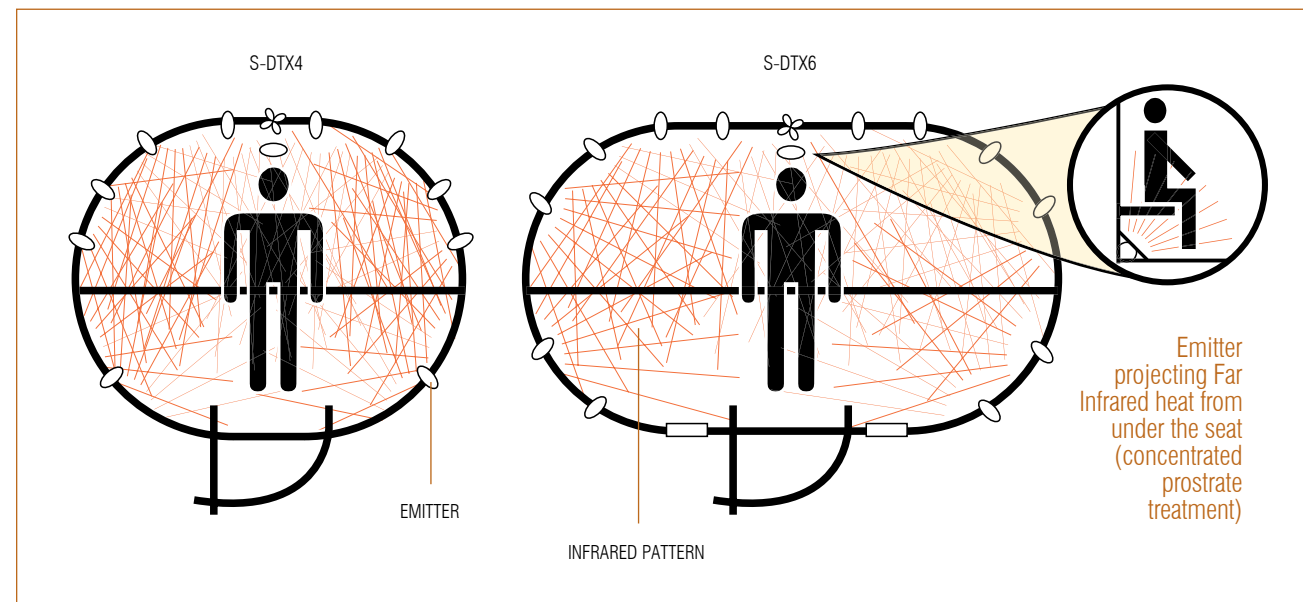
This action reduces the harmful micro-organisms that are constantly circulating through the air into harmless Co<sub>2</sub> and H<sub>2</sub>O, which in turn completely eliminates the micro-organism.

### Emitter Placement

Infra-Core has combined aesthetic pleasure with technical precision. Careful care to the cabins contour shape places the user in all the emitters direct radiant path, no matter what posture shift or position change of the user, the contour shape eliminates any non-effective zones.



“Wide Spread Projection”  
Infrared Emission pattern of a  
“Max” Pure Ceramic Emitter



# INFRA-CORE™ PREMIUM SERIES

## INFRARED SAUNAS

Considered as one of the most powerful and sophisticated luxury Far Infrared sauna's in the world, the Saunacore Premium Series offers true far infrared performance with the use of concave shaped pure wide projection ceramic heating emitters. Further technical details include an Optimization cooling system, and caster wheels for mobility.

INFRA-CORE  
Premium 4'd X 5'w (Cedar Wood)

## INFRA-CORE™ PREMIUM SERIES

Standard Features and Models



### Standard Premium Features:

- ▶ Ceramic Radiant Heating Emitters
- ▶ Low Gauss reading for Electromagnetic Field Radiation.
- ▶ 11/16 of an inch thick Clear T&G Western Red Cedar on all Interior walls, ceiling, floor, and both exterior side walls. (Also available in Poplar.)
- ▶ 1/4 inch Bronze Tempered Glass front wall.
- ▶ Full Glass style door.
- ▶ Rapid Even Air system which circulates warm air for a more balanced sauna.
- ▶ 2x4 Clear Western Red Cedar Bench(es) with round edge.
- ▶ #304 (surgical) Stainless Steel Deflectors, Ceramic heating emitters housing, and cover shield.
- ▶ Caster wheels on base of sauna make it easier to relocate or move.
- ▶ AM/FM CD MP3 player with professional series coaxial speaker system for clear stereo sound.
- ▶ Ergonomic cedar backrest along walls for comfort.
- ▶ Vented light fixture.
- ▶ Soft-touch electronic digital keypad; allows for time/temperature settings, operation of the Rapid Even Air System, standby procedure, activates light, informs user of all these functions, and has LED display readout.
- ▶ Sauna is pre-built; walls and ceiling are pre-fitted panels.
- ▶ Benches are assembled from the bottom, while all walls are blind nailed.
- ▶ Cedar emitter guards.
- ▶ Infra-Core saunas are handcrafted by experienced craftsmen to the absolute highest standards in the industry.
- ▶ Infra-Core saunas Do NOT have corner moldings which are used to cover up imperfections, all our cedar panels are custom cut and aligned to match from one wall to the other, all V-joint match up, each individual piece of cedar (or poplar) is cut and trimmed for an exact fit.
- ▶ LIFETIME WARRANTY on radiant heating emitters and five-year factory warranty on all parts.
- ▶ Easy set-up operation takes approximately 30 minutes.
- ▶ Requires no plumbing.
- ▶ Takes only 10 minutes to warm up.
- ▶ Separates into pieces – totally portable.
- ▶ Costs only \$2 - \$4 dollars per month for electricity to operate.
- ▶ Rooms are also available in Poplar.
- ▶ Opti-Cool System.
- ▶ Made in Canada.
- ▶ Saunacore is one of the most extensive manufacturers of high quality sauna and steam products. Saunacore manufactures traditional sauna stoves, steam bath generators, modular sauna rooms, infrared radiant sauna rooms, do-it-yourself sauna liner kits, parts and repairs to all makes and models of sauna and steam equipment.

We also carry a large assortment of accessories. Available in 120V or 240V. (certain models will require a dedicated 15 amp or 20 amp outlet - consult a licensed electrician.)



INFRA-CORE  
PREMIUM  
3' d x 3' w  
(Poplar Wood)



INFRA-CORE  
PREMIUM  
4' d x 4' w  
(Poplar Wood)

Custom Sizes Available.  
All models available in Cedar or Poplar Wood.

### INFRARED PREMIUM SAUNA ROOM SIZES

|                       |                |
|-----------------------|----------------|
| 3' d x 3' w x 6' 2" h | (1-tier Bench) |
| 4' d x 4' w x 6' 2" h | (1-tier Bench) |
| 4' d x 5' w x 6' 2" h | (1-tier Bench) |
| 4' d x 6' w x 6' 2" h | (1-tier Bench) |

Custom Sizes Available

# INFRA-CORE™ PREMIUM SERIES

## DUAL SAUNAS

Saunacore has developed the ultimate sauna system! It's a dual-purpose sauna that can function as a conventional sauna OR as a FAR Infrared sauna.

Now you can have the best of both worlds with your personal spa! Enjoy a conventional sauna OR enhance your experience by switching to the Infra-Core mode for added health benefits.



DUAL SAUNA Diamond Windows (Cedar Wood)



## INFRA-CORE™ PREMIUM SERIES DUAL SAUNA

Why invest in a Dual Infrared Sauna?



### Dual Sauna Standard Features

- ▶ 1 1/16 of an inch thick Clear T&G Western Red Cedar on all Interior walls, ceiling, floor, and exterior side walls. (Also available in Poplar.)
- ▶ 5 mm Bronze Tempered Glass is used on all glass doors.
- ▶ 2x4 Clear Western Red Cedar Bench(es) with round edge. (Also available in Poplar.)
- ▶ Cedar backrest along walls for comfort. (Also available in Poplar.)
- ▶ Marine-style cast aluminum light fixture.
- ▶ Available in 120V or 240V. (requires two dedicated lines)
- ▶ Sauna is pre-built; walls and ceiling are pre-fitted panels.
- ▶ Benches are assembled from the bottom, while all walls are blind nailed.
- ▶ Saunacore saunas are handcrafted by experienced craftsmen to the absolute highest standards in the industry.
- ▶ Saunacore saunas Do NOT have corner moldings which are used to cover up imperfections, all our cedar panels are custom cut and aligned to match from one wall to the other, all V-joint match up, each individual piece of cedar (or poplar) is cut and trimmed for an exact fit.
- ▶ Requires no plumbing.
- ▶ Opti-Cool System.
- ▶ Separates into pieces – totally portable.

### General Specs

All Saunacore Dual Saunas consist of pre-built, pre-fitted wall and ceiling panels, pre-hung door, heater, ceramic emitters, rocks, heater guard, backrest, light, pre-made benches, vent louver, duck boards and all necessary hardware. Complete custom capabilities are also available for panel-type saunas.

Optional wood choices include Clear Western Red Cedar and American Poplar. Saunacore ensures that every detail is made certain. Benches are assembled from the bottom while all walls are blind nailed to assure that no metal is exposed in the sauna. You may also choose different style doors for a unique characteristic to your liking.

### DUAL SAUNA ROOM SIZES

|                   |                |
|-------------------|----------------|
| 4'd x 4'w x 6'2"h | (1-tier Bench) |
| 4'd x 5'w x 6'2"h | (1-tier Bench) |
| 4'd x 6'w x 6'2"h | (1-tier Bench) |
| 5'd x 5'w x 6'6"h | (2-tier Bench) |
| 5'd x 6'w x 6'6"h | (2-tier Bench) |
| 5'd x 7'w x 6'6"h | (2-tier Bench) |

Custom Sizes Available



DUAL SAUNA  
Cedar Front

PREMIUM  
DUAL SAUNA  
4'd X 6'w  
Glass Front

Available in Clear Western Cedar or Poplar for patients with allergies, chronic diseases or chemical sensitivities.

DUAL SAUNA INTERIOR (Cedar Wood)



# HORIZON PURITY SERIES

## INFRARED SAUNAS

The Far Infrared sauna has been widely used in treating people who suffer from toxic load. The Far Infrared sauna has been shown to mobilize these trapped toxins which are then eliminated through sweating. Our liver and kidneys are bypassed in this process, a particular advantage of sweat detoxification. The deep heating effect of the infrared sauna also boosts our immune system, enhances circulation, reduces inflammation and more!



4'X5' HORIZON PURITY SAUNA



## HORIZON PURITY SERIES

### Standard Features and Models

#### Standard Horizon "Purity" Features

- ▶ No glue, No plywood (100% adhesive free).
- ▶ Solid poplar or cedar construction.
- ▶ Surgical stainless steel emitter housing and shields.
- ▶ Eurolight Exterior Canopy.
- ▶ Full poplar floor base/ cedar floor insert.
- ▶ Infra-Core™ Technology.
- ▶ Fully disassembles for light weight maneuverability.
- ▶ Ceramic Emitters (wide spread projection).
- ▶ Electronic operation, time/temperature/light operation.
- ▶ Ergonomic backrest/emitter guards.
- ▶ Interior light with built-in ventilation.
- ▶ One tier bench.
- ▶ Light weight and easy to assemble.
- ▶ Door with bronze tempered glass window (etched logo option).
- ▶ Affordable quality infrared sauna.
- ▶ AM/FM CD MP3 player with stereo speakers.
- ▶ Limited 5 year replacement warranty on parts and limited lifetime warranty on emitters.
- ▶ Meets Canadian, USA, an CE Safety Requirements.
- ▶ Safety Standards Certified.
- ▶ Sizes 4' x 4' and 4' x 5'.



Horizon Purity Series Sauna and canopy



Radio

Ergonomic Backrest/ Heater Guard



Front Wall Emitter

#### Comparison Chart

| COMPARE HORIZON TO THE TRADITIONAL SAUNA |                             |   |
|--|-----------------------------|---|
|  | HORIZON SAUNA               | TRADITIONAL SAUNA                       |
| Heat Source Operation                    | Ceramic Infrared Heater     | Electric stove or wood heat             |
| Temperature                              | 100°F-140°F                 | 150°F-190°F                             |
| Heat                                     | Dry, gentle, radiant        | Humid                                   |
| Pre-Heat Time                            | 10-20 minutes               | 30 minutes                              |
| Power Required                           | 1450-1850 watts/120V        | P2000-6000 watts/240V+                  |
| Energy cost                              | \$4-\$5/month               | \$2-\$3/day                             |
| Sweat Analysis                           | 15-20% toxins, 80-85% water | 3-5% toxins, 95-97% water               |
| Installation Location                    | Can be easily moved         | Permanent or Portable                   |
| Installation Time                        | 30 minutes                  | Might require professional installation |
| Maintenance                              | Minimal                     | Varies                                  |



## SUNSET SERIES

### INFRARED SAUNAS



Introducing the newest technology in an infrared sauna at a reasonable price. Saunacore's Sunset sauna models are designed for simple use, simple assembly, designed to accommodate budget and taste. Sunsets new revolutionary Carbon-Core heating system ensures gentle soothing soft heat that expands on surrounding the sauna bather. With larger infrared heating panels that span almost from wall-to-wall, Far Infrared detoxifying heat is spread more evenly within the sauna cabin. This model is also available with infrared black bio-ceramic heating tubes.



SUNSET SAUNA 4' X 4'

## SUNSET SAUNA SERIES

Standard Features and Models

### Standard Features

- ▶ AM/FM CD MP3 Player with stereo speakers.
- ▶ Hemlock or Cedar Wood.
- ▶ Dual Controls (most models).
- ▶ Interior Lights.
- ▶ Bronze Tempered Glass.
- ▶ All Sunset Models available in Tubular Black Bio-Ceramic Heaters or Carbon Fiber Panels.
- ▶ Sizes are approx.
- ▶ 1 Year Parts Warranty, 5 Years on Heater.
- ▶ Etched 'Logo' on door.
- ▶ Canopy with Lighting.
- ▶ Colour Mood Lighting.
- ▶ Full Frameless Glass Door.



Sunset Sauna 3' X 3'

Sunset Sauna 4' X 5'


Sunset Sauna 5' X 5'

### Sunset Sauna Heaters



Carbon Fiber Heating Panel

Black Bio Ceramic Heating Tube



### Sunset Sauna Wood Finishes



RED CEDAR



HEMLOCK



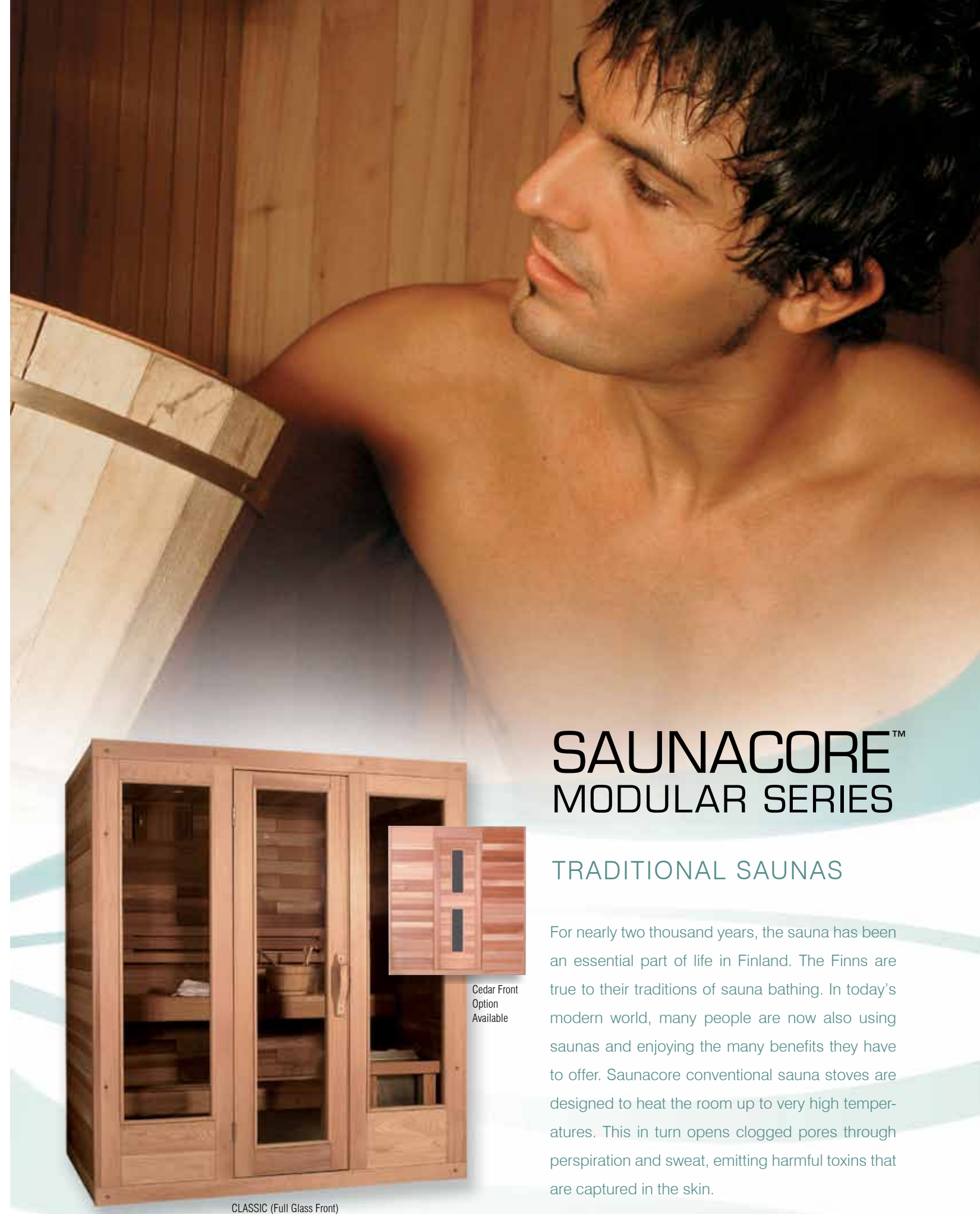
Sunset Sole Sauna 4' X 4'



Neo Angle 5' X 5'

### Comparison Chart

| SIZES (ft)<br>(DEPTH X LENGTH) | CERAMIC<br>WATTS | CARBON<br>WATTS | VOLTS/<br>PHASE |
|--------------------------------|------------------|-----------------|-----------------|
| 3 x 3                          | 1200             | ---             | 120V / 1        |
| 4 x 4                          | 1600             | 1600            | 120V / 1        |
| 4 x 5                          | 1600             | 1600            | 120V / 1        |
| 5 x 5 (Neo-Angle)              | 1600             | 1600            | 120V / 1        |
| 4 x 4 (Solé)                   | 1600             | ---             | 120V / 1        |



# SAUNACORE™ MODULAR SERIES

## TRADITIONAL SAUNAS

For nearly two thousand years, the sauna has been an essential part of life in Finland. The Finns are true to their traditions of sauna bathing. In today's modern world, many people are now also using saunas and enjoying the many benefits they have to offer. Saunacore conventional sauna stoves are designed to heat the room up to very high temperatures. This in turn opens clogged pores through perspiration and sweat, emitting harmful toxins that are captured in the skin.



Cedar Front Option Available

CLASSIC (Full Glass Front)

## TRADITIONAL MODULAR SAUNA SERIES

### Standard Features and Models

- ▶ 1 1/16 of an inch thick presanded Clear kiln dried vertical grain T&G Western Red Cedar on all interior walls, ceiling, front, and both exterior side walls.
- ▶ All glass Bronze Tempered.
- ▶ 2x4 Clear Western Red Cedar Bench(es) with bevelled edges.
- ▶ Cedar backrest along back wall for comfort.
- ▶ Vapor proof cast aluminum light fixture.
- ▶ Sauna is pre-built; walls and ceiling are pre-fitted panels.
- ▶ Benches are assembled from the bottom, while all walls are blind nailed.
- ▶ Operates up to 90°C (190°F).
- ▶ Saunacore saunas Do NOT have corner moldings which are used to cover up imperfections, all our cedar panels are custom cut and aligned to match from one wall to the other, all V-joint match up, each individual piece of cedar is cut and trimmed for an exact fit.
- ▶ Easy set-up operation takes approximately 60 minutes.
- ▶ Sauna stove and mechanical control included.  
(wattage & voltage vary) (model stove varies per sauna)
- ▶ Requires no plumbing.
- ▶ Warms up quickly.
- ▶ Sauna bucket and ladle set.
- ▶ Separates into pieces – totally portable.
- ▶ Sauna rooms are pre-wired (depending on size).
- ▶ Heater guard.
- ▶ Floor slats for walking area.
- ▶ Louver for upper ventilation vent.
- ▶ Two wall ventilators built into walls.
- ▶ Double wall construction with insulfoil insulation and air barrier.
- ▶ Open base design prevents wood rot and mildew.
- ▶ Saunas may be used outdoors (weatherproof roof required).
- ▶ Saunacore saunas are handcrafted by experienced craftsmen to the absolute highest standards in the industry.
- ▶ Saunacore is one of the most extensive manufacturers of high quality sauna and steam products. Saunacore manufactures traditional sauna stoves, steam bath generators, modular sauna rooms, infrared radiant sauna rooms, do-it-yourself sauna liner kits, parts and repairs to all makes and models of sauna and steam equipment.

**Includes:**

All four types of saunas consist of pre-built, pre-fitted wall and ceiling panels, pre-hung door, heater, rocks, heater guard, backrest, light, pre-made benches, vent louver, duck boards and all necessary hardware. Complete custom capabilities are also available for panel type saunas. Saunacore ensures that every detail is made certain. Benches are assembled from the bottom while all walls are blind nailed to assure that no metal is exposed in the sauna. You may also choose different style doors for a unique characteristic to your liking.

#### Outside Base Dimensions

|                         |                                 |
|-------------------------|---------------------------------|
| Classic (Insulated)     | 4'w x 4'd x 6'6" h (and larger) |
| Neo-Classic (Insulated) | 5'w x 5'd x 6'6" h (and larger) |
| Bay (Insulated)         | 6'w x 4'd x 6'6" h (and larger) |
| Vü (Insulated)          | 6'w x 4'd x 6'6" h (and larger) |
| Outdoor Classic         | 6'w x 6'd & 7'w x 5'd only      |

Saunas which require higher voltage than 9000 watt stoves; ceiling height will be 7 feet. wv



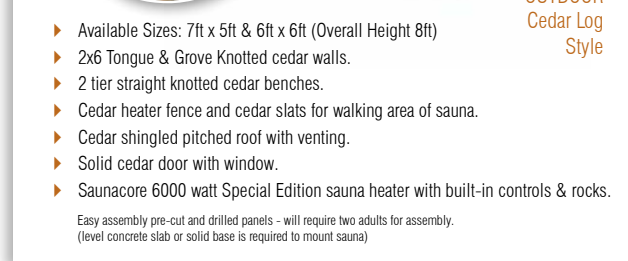
Bay Style (Insulated)



Neo Classic (Insulated)



Vü Classic (Insulated)



CLASSIC OUTDOOR Cedar Log Style

- ▶ Available Sizes: 7ft x 5ft & 6ft x 6ft (Overall Height 8ft)
- ▶ 2x6 Tongue & Groove Knotted cedar walls.
- ▶ 2 tier straight knotted cedar benches.
- ▶ Cedar heater fence and cedar slats for walking area of sauna.
- ▶ Cedar shingled pitched roof with venting.
- ▶ Solid cedar door with window.
- ▶ Saunacore 6000 watt Special Edition sauna heater with built-in controls & rocks.

Easy assembly pre-cut and drilled panels - will require two adults for assembly. (level concrete slab or solid base is required to mount sauna)

## "COUNTRY LIVING" BARREL SAUNA

### by SAUNACORE

- ▶ Canadian tight knotted cedar (or) clear western red cedar
- ▶ Do-It-Yourself "easy to assemble" Kits
- ▶ Saunacore CTY-WS16 Wood Burning Stove or Special Edition Electric Heater
- ▶ Cedar Door with tempered glass window
- ▶ Built-In Ventilation System
- ▶ Weather resistant bands & clamps for assembly
- ▶ Solid wood cradle base for support and stability
- ▶ Available in 6ft or 8ft lengths (6ft diameter - height)
- ▶ Exterior canopy (optional)
- ▶ Dual full length cedar benches
- ▶ Made in Canada
- ▶ Walls constructed of up to 1-1/2" thick cedar boards
- ▶ Efficient air circulation and quicker heating time
- ▶ 25% - 30% less volume of heating area compared to square shaped rooms
- ▶ Bucket, Ladle, Vapor Light fixture included (refer to sauna heater brochure for stove specifications)



#### Sauna Stoves



Wood Burning



Electric

# SAUNACORE™ DIY SERIES

## DO-IT-YOURSELF SAUNA KITS

Saunacore pre-cut material packages are available in any size or to any custom modification. Material packages are equipped with everything you will need to finish the interior of the sauna room.

Pre-arrangements of stud framing, insulating, and electrical wiring must be completed. An excellent alternative for the custom designs.



## DO-IT-YOURSELF KITS

Sauna Material Kits & Corresponding Heaters

### Traditional Deluxe Kit

- ▶ 1" x 4" V-joint T&G, clear select vertical grain kiln dried Western Red Cedar 11/16" thick, pre-sanded
- ▶ Ceiling max. height of 7'0"
- ▶ Minimum 250 sq.ft. foiled vapor barrier
- ▶ 2" x 4" clear Western Red Cedar, pre-sanded, for two level straight benches, bracing and bench supports
- ▶ Standard residential sauna stove, with mechanical controls (wattage selected according to sauna size), and stones
- ▶ Clear cedar for stove guard
- ▶ Insulated door with two bronze tempered glass windows, 6" x 24" each, roll catch, hinges, cedar door handles, cedar casing, cedar frame and cedar door stop
- ▶ Cedar slats and bracing for walking area of sauna room
- ▶ Galvanized nails and screws
- ▶ Vapour-proof sauna light
- ▶ Cedar louver for vent
- ▶ Panelling may be vertical or horizontal
- ▶ Kits with KW 12 and up – Standard Commercial Stove included



### Traditional Premium Kit

- ▶ 1" x 4" V-joint T&G, clear select vertical grain kiln dried Western Red Cedar 11/16" thick, pre-sanded
- ▶ Ceiling max. height of 7'0"
- ▶ Minimum 250 sq.ft. foiled vapor barrier
- ▶ 2" x 4" clear Western Red Cedar, pre-sanded, for two level straight benches, bracing and bench supports
- ▶ Special edition sauna stove with mechanical controls (wattage selected according to sauna size), and stones
- ▶ Insulated door or Standard full glass bronze door, roll catch, hinges, cedar door handles, cedar casing, cedar frame and cedar door stop
- ▶ Cedar slats and bracing for walking area of sauna room
- ▶ Full length cedar backrest which runs along entire top of bench
- ▶ Accessories: bucket, ladle, thermometer, headrest and towel hook
- ▶ Clear cedar for stove guard
- ▶ Galvanized nails and screws
- ▶ Vapour-proof sauna light
- ▶ Cedar louver for vent
- ▶ Panelling may be vertical or horizontal
- ▶ Kits with KW 12 and up – Standard Commercial Stove included



### Traditional Platinum Kits

- ▶ 1" x 4" V-joint T&G, clear select vertical grain kiln dried Western Red Cedar 11/16" thick, pre-sanded
- ▶ Ceiling max. height of 7'0"
- ▶ Minimum 250 sq.ft. foiled vapor barrier
- ▶ 2" x 4" clear Western Red Cedar, pre-sanded, for two level straight benches, bracing and bench supports
- ▶ Ultimate residential stove with mechanical controls (wattage selected according to sauna size), and stones
- ▶ Full length cedar backrest which runs along entire top of bench
- ▶ Insulated door or Sauna-Blast full glass bronze door, roll catch, hinges, cedar door handles, cedar casing, cedar frame and cedar door stop
- ▶ Cedar slats and bracing for walking area of sauna room
- ▶ Galvanized nails and ceramic coated screws
- ▶ Vapor-proof marine sauna light
- ▶ Cedar louver for vent
- ▶ Clear cedar for stove guard
- ▶ Accessories: bucket, ladle, thermometer/hygrometer, headrest, towel hook & sand timer
- ▶ Panelling may be vertical or horizontal
- ▶ Kits with KW 12 and up – Ultimate C6+ 1 Commercial Stove included



### Infrared Sauna Kits

- ▶ 1" x 4" V-joint T&G, clear select vertical grain kiln dried Western Red Cedar 11/16" thick, pre-sanded
- ▶ Ceiling max. height of 6'6"
- ▶ 2" x 4" clear Western Red Cedar, pre-sanded, for one level straight bench, bracing and bench supports
- ▶ Clear cedar for emitter guard
- ▶ Insulated door or standard full glass bronze door
- ▶ Roll catch, hinges, cedar door handles, cedar casing, cedar frame and cedar door stop.
- ▶ Cedar slats and bracing for walking area of sauna room.
- ▶ Galvanized nails and screws
- ▶ Vapour-proof sauna light
- ▶ Commander Control - Module and Keypad
- ▶ Infrared Ceramic Emitters with Stainless Steel Housing, Deflector, and Heat Shield (refer to heater brochure)
- ▶ Cedar louver for ventilation
- ▶ Cedar vertical or horizontal (specify when ordering)



Note: Pre-made benches, heater guards, floors and backrests are optional.

- Available in all sizes and shapes.

## DO-IT-YOURSELF KITS

A Selection of Doors and Heating Systems

### Commercial and Residential Heating Units

Saunacore heaters range from 2,000 watts to 21,000 watts, and there are 4 physical sizes available, from a petite wall mount to a large floor mount. All Saunacore heating units are manufactured to meet the latest CSA, UL and CE safety requirements.



KW 2-10.5 - Standard



KW 2-10.5 - Special Edition



KW 4-10.5 - Steam Vapourizer



KW 4-10.5 - Ultimate



KW 9-21 - Standard Commercial



KW 9-21 - Ultimate C6+1 Commercial

### Sauna Doors



Custom Sizes & etched designs available.  
All doors with tempered bronze glass.

01 Solid Cedar - 24" x 71", 02 Insulated - 24" x 71", 24" x 78", 03 Standard Full Glass Bronze - 24" x 71", 24" x 78", 04 Sauna Blast Full Glass Bronze - 24" x 71", 24" x 78", 05 Outdoor Blast Full Glass Bronze - 24" x 71", 24" x 78".



## ACCESSORIES

Add Finishing Touches to your Sauna

### Optional Accessories and Parts

(May not be optional on all models)



### Infra-Core Saunas are available in 3 types of wood:

*Western Red Cedar* is renowned for its high impermeability to liquids and its natural phenol preservative. It is ideally suited for exterior and interior use where humidity is high. Cedar's natural oils are the reason it is decay-resistant and rich in colour. Top grade 11/16" thick cedar Kiln dried.

*Poplar* trees are known to grow taller than any other U.S. hardwood species. It is found alone in open, rich, moist soil. Because of its fast maturity, the lumber from poplar is lightweight and soft for a hardwood. It is strong, durable and seasons well resisting warping once it is dried and has no knots.

In its unique way, *Hem-Fir* is a perfect combination of strength and extraordinary beauty and is quite literally one of the most handsome, elegant and versatile softwood species combinations on the market today.

*Hem-Fir* lumber is light and bright in colour, varying from a creamy, nearly-white to a light, straw-brown colour. It can be as light or lighter in colour than some of the Western pines and is often considered, by those seeking a strong wood with a very light colour, as the most desirable of the Western softwoods.

CEDAR  
Wood Samples



POPLAR  
Wood Samples



HEM-FIR  
Wood Samples



### Low Voltage Euro-Lighting

(Optional on all models)



custom saunas

## CUSTOM SAUNAS

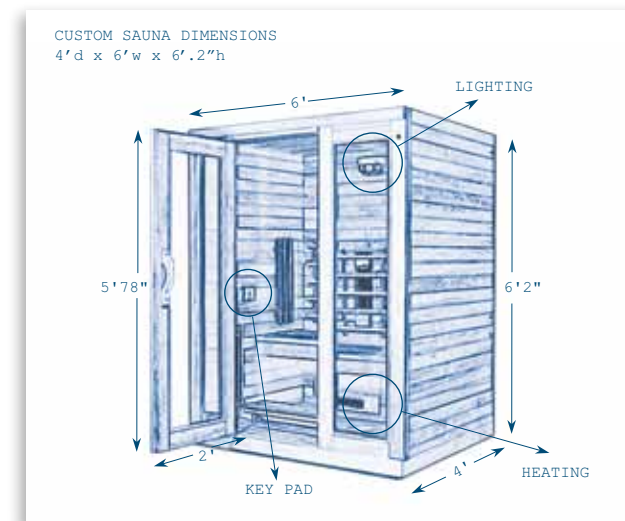
Create & Customize Your Own Sauna

### Add your own personal touch to your sauna design

Creating your own sauna is simple at Saunacore. We can make any idea imaginable come to life. Simply provide us with a sketch, photo or measurements and together we can design the most customized and desirable sauna with all the features and accessories that you can dream of.

When designing your own customized sauna you can rest assure that Saunacore will take care of every detail to ensure you receive the best quality Sauna.

After designing your customized sauna our goal is to ensure that you are enjoying the benefits of a Saunacore Sauna. You are feeling more relaxed and your body has been rejuvenated. You feel revived, ready for another day, your body is detoxified, clean and pure and you feel refreshed.



Saunacore products are engineered and manufactured in North America. We bring you the quality, durability, reliability, and safety which one should expect in a product.

### Why buy the Saunacore brand?

We select our materials carefully, our wood is supplied from one of the top mills in Canada, our metal is chosen carefully, supplied from one of the largest USA companies. All Saunacore products are assembled and tested before being shipped or taken out of our manufacturing facility.

Our president walks through the manufacturing plant daily, inspecting all products being manufactured on the plant floor that day. He takes his time to make sure all products have his final approval. Furthermore, Saunacore chooses their suppliers by making sure they can supply Saunacore with quality parts, parts that are precision made, pre-tested,

reliable, parts that will work, work well down the road. This is what Saunacore products are all about.

Our mission is to manufacture the best quality products to enhance your level of life. At Saunacore we are obsessed with quality...quality of life!

When the quality of your life has changed and been enhanced substantially, this is when we are reassured that you know you have made the right choice. All Saunacore products are given the extra touch, the extra inspection, that extra screw has been tightened, the double checking, its all about building it with heart.

We consider ourselves as one of the worlds leading manufacturers, offering the best made sauna and steam products in the world, backed by one of the best manufactures warranty in the world. Buy our products with confidence and enjoy.

Customize your sauna from SAUNACORE™ today and enjoy the health benefits for a lifetime.....



### Contraindications:

As there are certain illnesses or conditions which prohibit the use of Far Infrared saunas, always consult a physician before using a Far Infrared Sauna. Always be under the supervision of a physician while attempting to treat any illness, using Far Infrared Saunas. Results may vary per individual users. Lighting results implied by bulb manufacturer.

\* Not Liable for any misprints. Items may not be exactly as shown.



obsessed with quality...quality of life



SAUNACORE™

Manufactured in Canada.

1-800-361-9485

[info@saunacore.com](mailto:info@saunacore.com)

[www.saunacore.com](http://www.saunacore.com)